

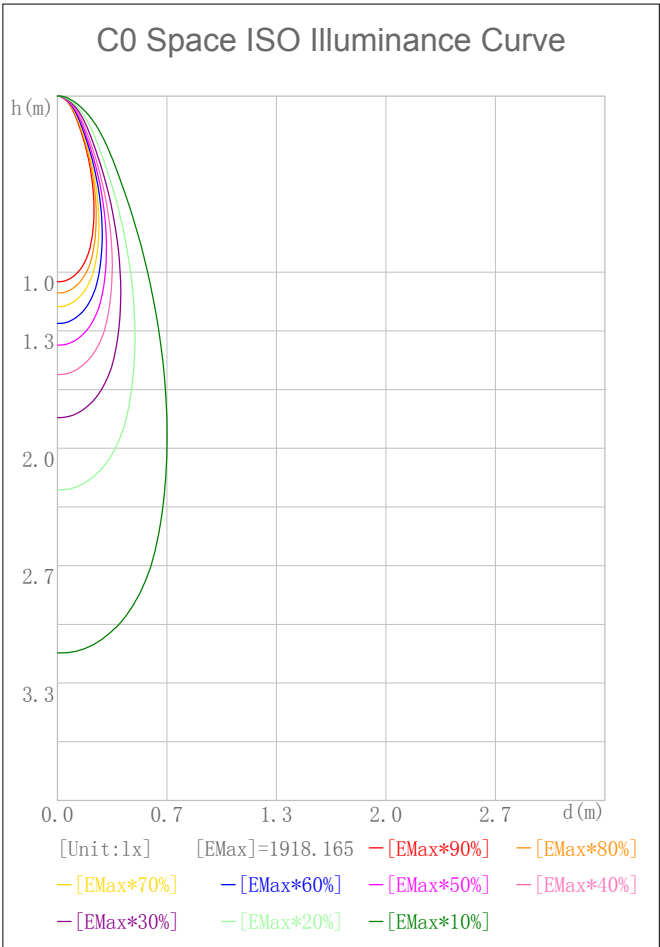
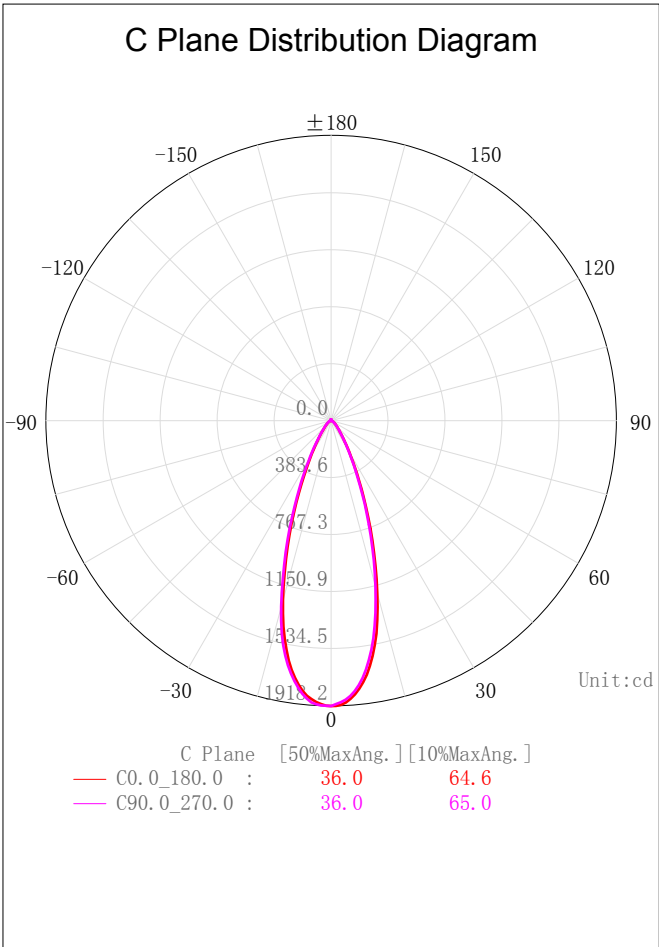
Indoor Luminaire Photometric Data

Description Information

Luminary Name: MD10-09-XX-01 4000K RA90 36D	Lum. Catalog:	Test ID: 01
Lamp Name:	Lamp Catalog: LED	Test Date: 2019/12/03
Manufacture: Shenzhen Norming Lighting Co., Ltd	Shld.Ang(°):	Test Machine:GON-2000
Test Lab: QUality peatment	Frequency (Hz):	Lamp CCT(K): Ra:
Lum. Size (W*L*H): 0.050m*0.050m*0.060m	Lum. Area (m2): 0.005	Lum. W (kg): 0.000
Test System: C, γ	Test Step: C=90.0 γ=1.0	Temp. (°C): 25
		Humidity(%): 50.0

Character Parameter

Lamp Speciality Parameter	Luminaire Speciality Parameter	
Rated Flux(lm): 922.520	Luminary Flux(lm): 922.518	Field Angle(10%Imax): 64.6(°)
Rated Power(W):	Luminary Efficiency: 100.00%	Down Lumens&Percent: 903.081lm 97.89%
Rated Voltage(V):	Luminary EER(lm/W): 100.176	Up Lumens&Percent: 19.437lm 2.11%
Tested Power(W): 9.209	Max. Candela(cd): 1918.165	S/MH: C0_a180=0.592 C90_270=0.592
Lamps' Inside: 1	Max Cand@Ang. (°): C=0.0 γ=0.0	CIE Type: Semi-Direct
Tested Electrics (V, A, pf): 241.2, 0.041, 0.922	Beam Angle(50%Imax): 36.0(°)	ErP Φ use(90°): 831.644lm
Lamp Size (W*L*H): 0.050m*0.050m*0.060m	Left=-18.2°, Right=17.7°	IRF(%): 469.253



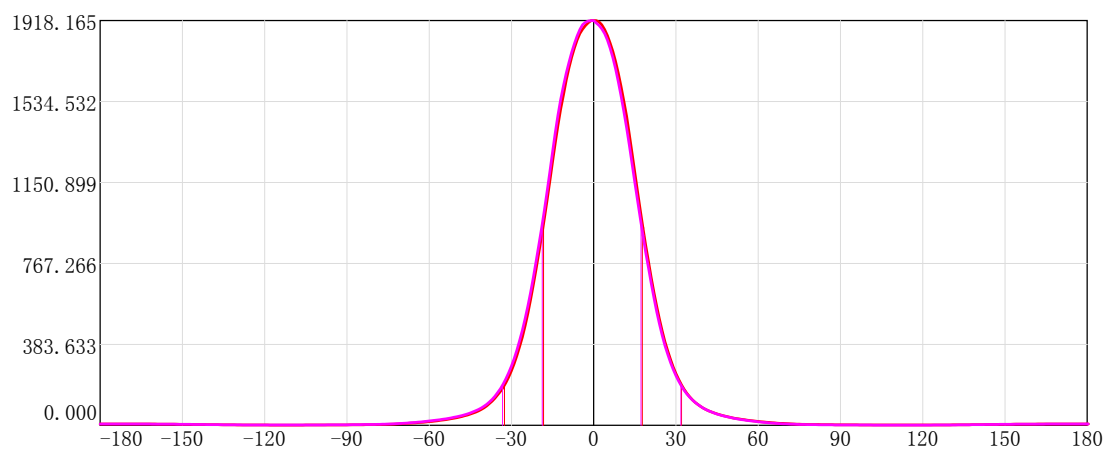
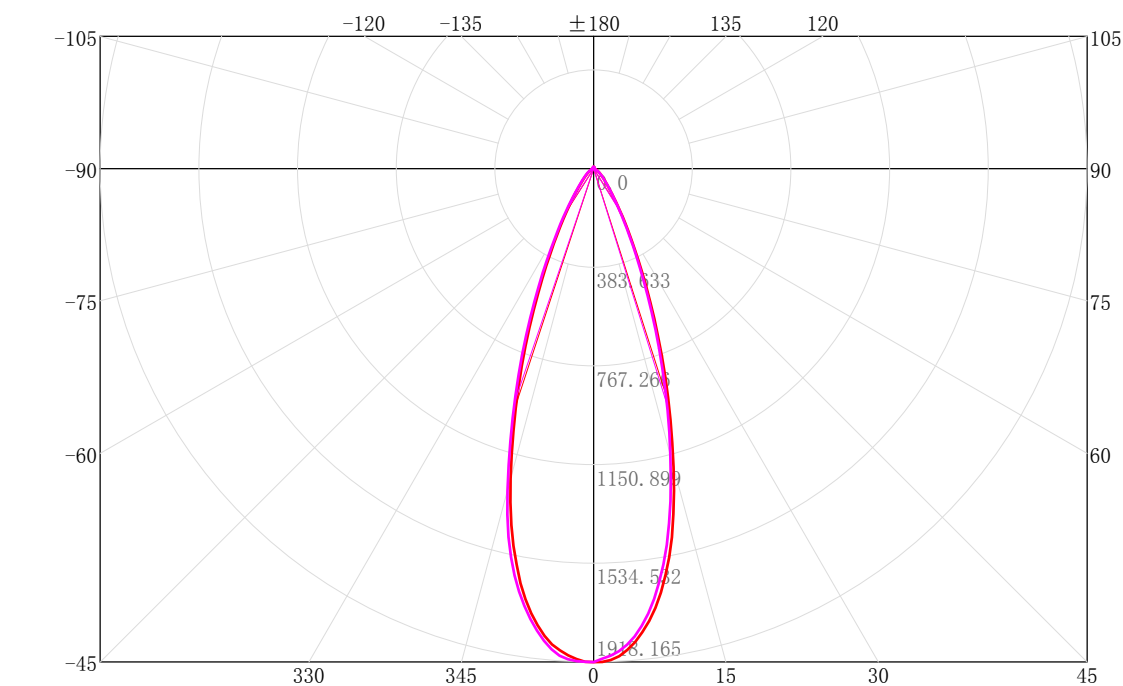
IES Indoor Report

Photometric Filename:MD10-09-XX-01 4000K RA90 36D.IES

2D Plane Light Intensity Distribution Curve

Lum. Name: MD10-09-XX-01 4000K RA90 36D	Lum. Catalog:	Test ID: 01
Lamp Name:	Lamp Catalog: LED	Test Lab: Quality peatment
Manufacture: Shenzhen Norming Lighting Co., Ltd	Test Machine:GON-2000	Test Date: 2019/12/03

C Plane Distribution Diagram



C Plane [50%MaxAng.] [10%MaxAng.]
C0.0_180.0 : 36.0 64.6
C90.0_270.0 : 36.0 65.0

Unit:cd

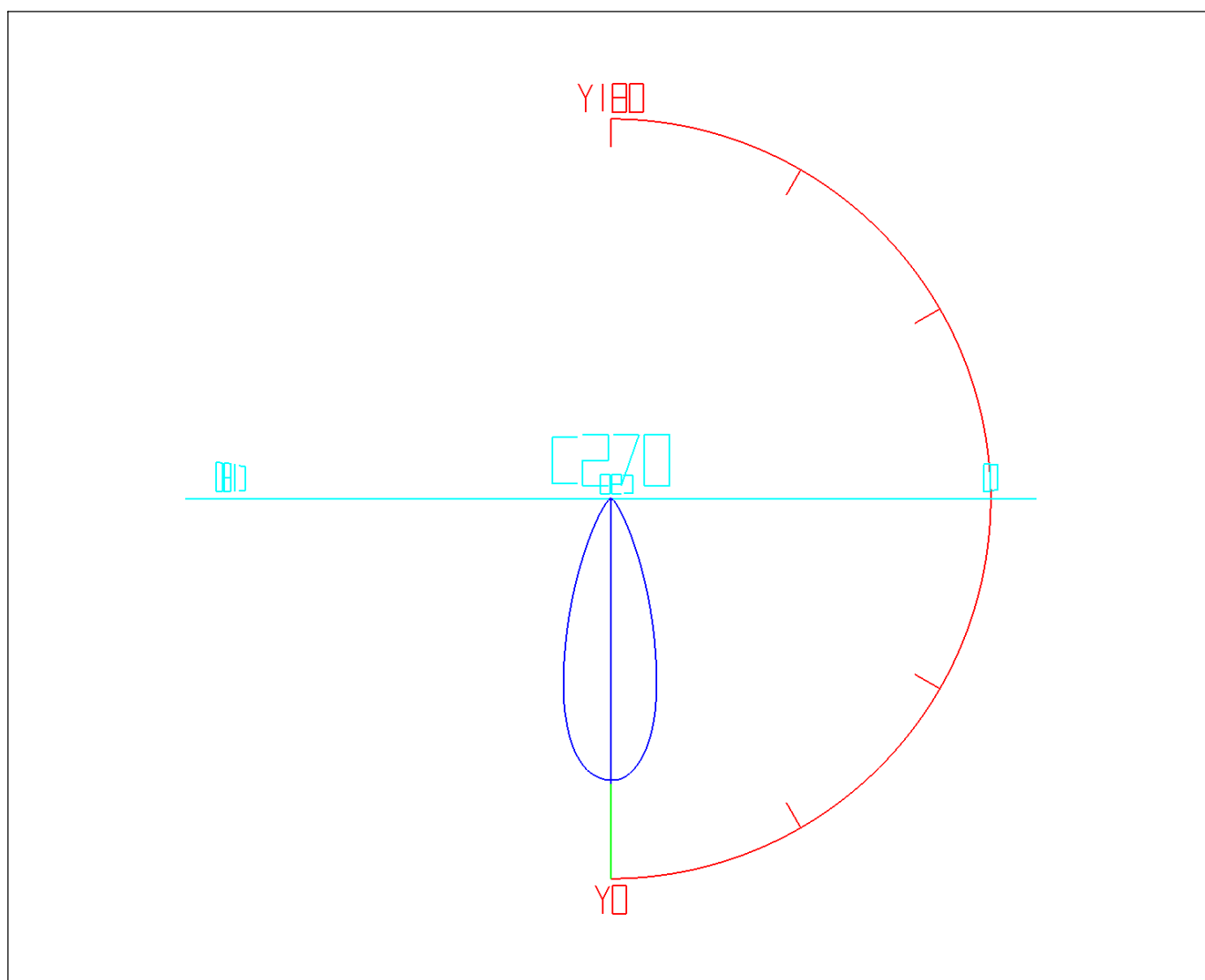
IES Indoor Report

Photometric Filename:MD10-09-XX-01 4000K RA90 36D.IES

3D Light Intensity Distribution Modal

Lum. Name: MD10-09-XX-01 4000K RA90 36D	Lum. Catalog:	Test ID: 01
Lamp Name:	Lamp Catalog: LED	Test Lab: Quality peatment
Manufacture: Shenzhen Norming Lighting Co., Ltd	Test Machine:GON-2000	Test Date: 2019/12/03

3D Light Intensity Distribution Modal



Curves: 3D Model — Fixture — Vert. HUD — Hori. HUD —
View Angles: Orient:0 Tilt:0 Roll:0 Spin:0

Zonal Flux Tabulation

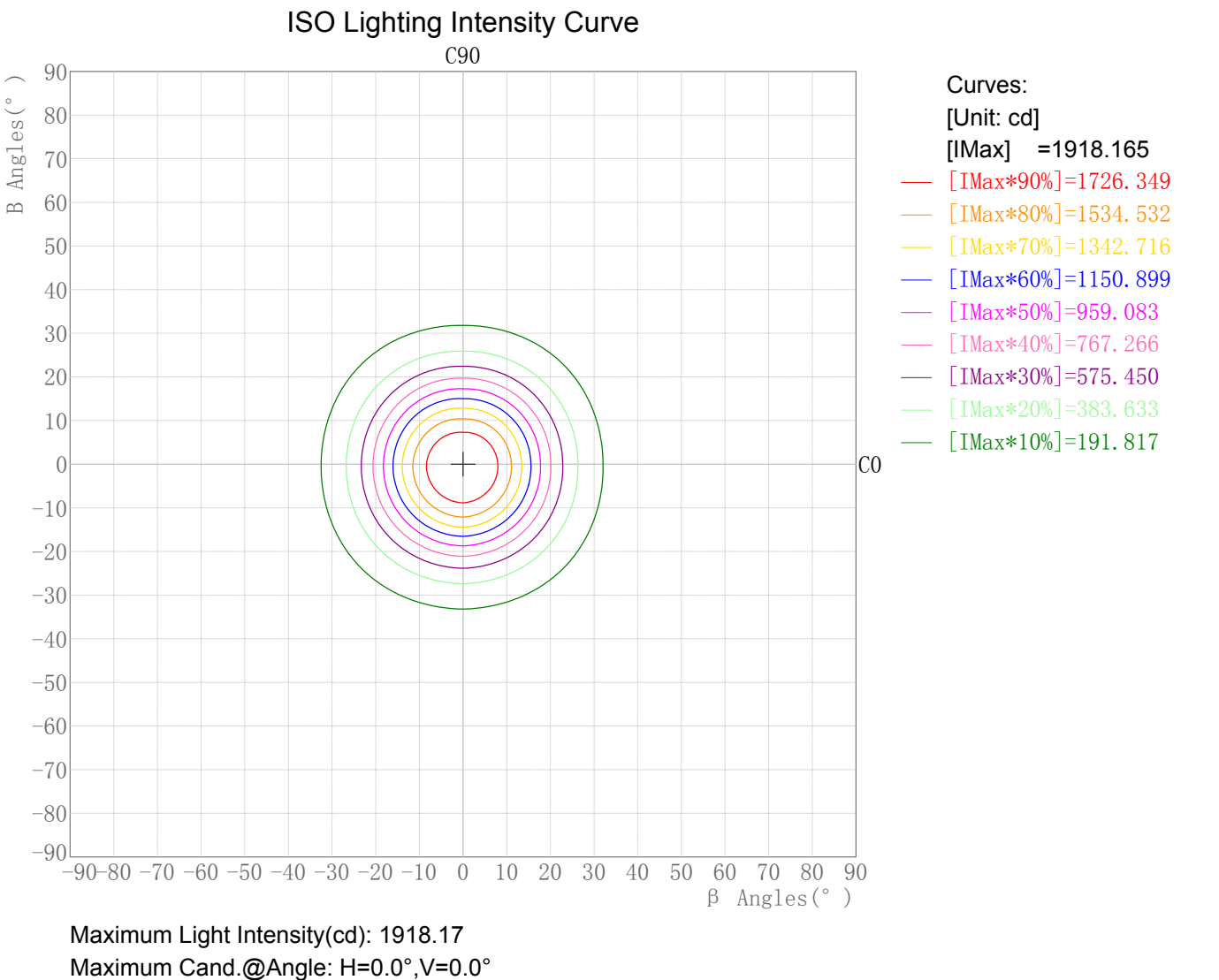
Zone(γ)	Zone Flux (lm)	Sums Flux (lm)	Zone%Lamp	Sums%Lamp	Zone(γ)	Zone Flux (lm)	Sums Flux (lm)	Zone%Lamp	Sums%Lamp
0.0-1.0	1.83	1.83	0.20	0.20	47.0-48.0	3.71	848.83	0.40	92.01
1.0-2.0	5.49	7.32	0.59	0.79	48.0-49.0	3.50	852.33	0.38	92.39
2.0-3.0	9.09	16.41	0.99	1.78	49.0-50.0	3.30	855.63	0.36	92.75
3.0-4.0	12.62	29.04	1.37	3.15	50.0-51.0	3.12	858.75	0.34	93.09
4.0-5.0	16.04	45.07	1.74	4.89	51.0-52.0	2.94	861.69	0.32	93.41
5.0-6.0	19.28	64.36	2.09	6.98	52.0-53.0	2.78	864.48	0.30	93.71
6.0-7.0	22.32	86.67	2.42	9.40	53.0-54.0	2.63	867.11	0.29	93.99
7.0-8.0	25.12	111.79	2.72	12.12	54.0-55.0	2.49	869.60	0.27	94.26
8.0-9.0	27.63	139.42	3.00	15.11	55.0-56.0	2.35	871.94	0.25	94.52
9.0-10.0	29.83	169.26	3.23	18.35	56.0-57.0	2.21	874.16	0.24	94.76
10.0-11.0	31.68	200.94	3.43	21.78	57.0-58.0	2.09	876.25	0.23	94.98
11.0-12.0	33.14	234.08	3.59	25.37	58.0-59.0	1.96	878.21	0.21	95.20
12.0-13.0	34.16	268.24	3.70	29.08	59.0-60.0	1.85	880.06	0.20	95.40
13.0-14.0	34.72	302.96	3.76	32.84	60.0-61.0	1.73	881.79	0.19	95.59
14.0-15.0	34.82	337.78	3.77	36.61	61.0-62.0	1.63	883.42	0.18	95.76
15.0-16.0	34.52	372.30	3.74	40.36	62.0-63.0	1.52	884.93	0.16	95.93
16.0-17.0	33.90	406.20	3.67	44.03	63.0-64.0	1.42	886.35	0.15	96.08
17.0-18.0	33.03	439.22	3.58	47.61	64.0-65.0	1.32	887.67	0.14	96.22
18.0-19.0	31.93	471.15	3.46	51.07	65.0-66.0	1.23	888.90	0.13	96.36
19.0-20.0	30.63	501.78	3.32	54.39	66.0-67.0	1.14	890.04	0.12	96.48
20.0-21.0	29.15	530.93	3.16	57.55	67.0-68.0	1.05	891.09	0.11	96.59
21.0-22.0	27.55	558.48	2.99	60.54	68.0-69.0	0.97	892.07	0.11	96.70
22.0-23.0	25.84	584.32	2.80	63.34	69.0-70.0	0.90	892.97	0.10	96.80
23.0-24.0	24.10	608.42	2.61	65.95	70.0-71.0	0.84	893.81	0.09	96.89
24.0-25.0	22.37	630.79	2.42	68.38	71.0-72.0	0.78	894.59	0.08	96.97
25.0-26.0	20.67	651.46	2.24	70.62	72.0-73.0	0.73	895.32	0.08	97.05
26.0-27.0	19.03	670.49	2.06	72.68	73.0-74.0	0.68	895.99	0.07	97.12
27.0-28.0	17.47	687.95	1.89	74.57	74.0-75.0	0.63	896.62	0.07	97.19
28.0-29.0	16.00	703.95	1.73	76.31	75.0-76.0	0.58	897.21	0.06	97.26
29.0-30.0	14.64	718.59	1.59	77.89	76.0-77.0	0.55	897.75	0.06	97.32
30.0-31.0	13.40	732.00	1.45	79.35	77.0-78.0	0.52	898.27	0.06	97.37
31.0-32.0	12.26	744.26	1.33	80.68	78.0-79.0	0.49	898.76	0.05	97.42
32.0-33.0	11.20	755.46	1.21	81.89	79.0-80.0	0.47	899.23	0.05	97.48
33.0-34.0	10.24	765.70	1.11	83.00	80.0-81.0	0.45	899.68	0.05	97.52
34.0-35.0	9.37	775.07	1.02	84.02	81.0-82.0	0.44	900.12	0.05	97.57
35.0-36.0	8.59	783.66	0.93	84.95	82.0-83.0	0.42	900.54	0.05	97.62
36.0-37.0	7.89	791.54	0.85	85.80	83.0-84.0	0.41	900.95	0.04	97.66
37.0-38.0	7.27	798.81	0.79	86.59	84.0-85.0	0.39	901.34	0.04	97.70
38.0-39.0	6.71	805.52	0.73	87.32	85.0-86.0	0.38	901.72	0.04	97.74
39.0-40.0	6.21	811.73	0.67	87.99	86.0-87.0	0.36	902.08	0.04	97.78
40.0-41.0	5.76	817.49	0.62	88.61	87.0-88.0	0.35	902.42	0.04	97.82
41.0-42.0	5.37	822.85	0.58	89.20	88.0-89.0	0.33	902.76	0.04	97.86
42.0-43.0	5.02	827.87	0.54	89.74	89.0-90.0	0.32	903.08	0.03	97.89
43.0-44.0	4.71	832.58	0.51	90.25	90.0-91.0	0.31	903.39	0.03	97.93
44.0-45.0	4.43	837.02	0.48	90.73	91.0-92.0	0.30	903.70	0.03	97.96
45.0-46.0	4.17	841.19	0.45	91.18	92.0-93.0	0.29	903.99	0.03	97.99
46.0-47.0	3.93	845.12	0.43	91.61	93.0-94.0	0.29	904.28	0.03	98.02

Zonal Flux Tabulation - (Cont.)

Zone(γ)	Zone Flux (lm)	Sums Flux (lm)	Zone%Lamp	Sums%Lamp	Zone(γ)	Zone Flux (lm)	Sums Flux (lm)	Zone%Lamp	Sums%Lamp
94.0-95.0	0.28	904.56	0.03	98.05	141.0-142.0	0.28	914.96	0.03	99.18
95.0-96.0	0.27	904.83	0.03	98.08	142.0-143.0	0.28	915.24	0.03	99.21
96.0-97.0	0.26	905.09	0.03	98.11	143.0-144.0	0.29	915.53	0.03	99.24
97.0-98.0	0.26	905.35	0.03	98.14	144.0-145.0	0.29	915.82	0.03	99.27
98.0-99.0	0.25	905.60	0.03	98.17	145.0-146.0	0.29	916.11	0.03	99.31
99.0-100.0	0.25	905.85	0.03	98.19	146.0-147.0	0.29	916.41	0.03	99.34
100.0-101.0	0.24	906.09	0.03	98.22	147.0-148.0	0.29	916.70	0.03	99.37
101.0-102.0	0.23	906.32	0.03	98.24	148.0-149.0	0.29	917.00	0.03	99.40
102.0-103.0	0.23	906.55	0.02	98.27	149.0-150.0	0.29	917.29	0.03	99.43
103.0-104.0	0.22	906.78	0.02	98.29	150.0-151.0	0.29	917.58	0.03	99.46
104.0-105.0	0.22	907.00	0.02	98.32	151.0-152.0	0.29	917.87	0.03	99.50
105.0-106.0	0.22	907.21	0.02	98.34	152.0-153.0	0.29	918.16	0.03	99.53
106.0-107.0	0.21	907.42	0.02	98.36	153.0-154.0	0.28	918.44	0.03	99.56
107.0-108.0	0.21	907.63	0.02	98.39	154.0-155.0	0.28	918.72	0.03	99.59
108.0-109.0	0.20	907.84	0.02	98.41	155.0-156.0	0.27	919.00	0.03	99.62
109.0-110.0	0.20	908.04	0.02	98.43	156.0-157.0	0.27	919.26	0.03	99.65
110.0-111.0	0.20	908.23	0.02	98.45	157.0-158.0	0.26	919.52	0.03	99.68
111.0-112.0	0.20	908.43	0.02	98.47	158.0-159.0	0.25	919.77	0.03	99.70
112.0-113.0	0.19	908.62	0.02	98.49	159.0-160.0	0.24	920.02	0.03	99.73
113.0-114.0	0.19	908.81	0.02	98.51	160.0-161.0	0.23	920.25	0.03	99.75
114.0-115.0	0.19	909.00	0.02	98.53	161.0-162.0	0.22	920.48	0.02	99.78
115.0-116.0	0.19	909.19	0.02	98.56	162.0-163.0	0.21	920.69	0.02	99.80
116.0-117.0	0.19	909.38	0.02	98.58	163.0-164.0	0.20	920.89	0.02	99.82
117.0-118.0	0.19	909.57	0.02	98.60	164.0-165.0	0.19	921.09	0.02	99.84
118.0-119.0	0.19	909.75	0.02	98.62	165.0-166.0	0.18	921.27	0.02	99.86
119.0-120.0	0.19	909.94	0.02	98.64	166.0-167.0	0.17	921.44	0.02	99.88
120.0-121.0	0.19	910.13	0.02	98.66	167.0-168.0	0.16	921.59	0.02	99.90
121.0-122.0	0.19	910.32	0.02	98.68	168.0-169.0	0.15	921.74	0.02	99.92
122.0-123.0	0.19	910.51	0.02	98.70	169.0-170.0	0.13	921.87	0.01	99.93
123.0-124.0	0.19	910.70	0.02	98.72	170.0-171.0	0.12	922.00	0.01	99.94
124.0-125.0	0.20	910.90	0.02	98.74	171.0-172.0	0.11	922.10	0.01	99.95
125.0-126.0	0.20	911.10	0.02	98.76	172.0-173.0	0.10	922.20	0.01	99.97
126.0-127.0	0.20	911.30	0.02	98.78	173.0-174.0	0.08	922.28	0.01	99.97
127.0-128.0	0.21	911.51	0.02	98.81	174.0-175.0	0.07	922.36	0.01	99.98
128.0-129.0	0.21	911.72	0.02	98.83	175.0-176.0	0.06	922.41	0.01	99.99
129.0-130.0	0.22	911.93	0.02	98.85	176.0-177.0	0.05	922.46	0.00	99.99
130.0-131.0	0.22	912.15	0.02	98.88	177.0-178.0	0.03	922.49	0.00	100.00
131.0-132.0	0.23	912.38	0.02	98.90	178.0-179.0	0.02	922.51	0.00	100.00
132.0-133.0	0.23	912.61	0.03	98.93	179.0-180.0	0.01	922.52	0.00	100.00
133.0-134.0	0.24	912.85	0.03	98.95					
134.0-135.0	0.24	913.10	0.03	98.98					
135.0-136.0	0.25	913.34	0.03	99.01					
136.0-137.0	0.26	913.60	0.03	99.03					
137.0-138.0	0.26	913.86	0.03	99.06					
138.0-139.0	0.27	914.13	0.03	99.09					
139.0-140.0	0.27	914.40	0.03	99.12					
140.0-141.0	0.28	914.68	0.03	99.15					

Rectangle ISO Lighting Intensity Diagram

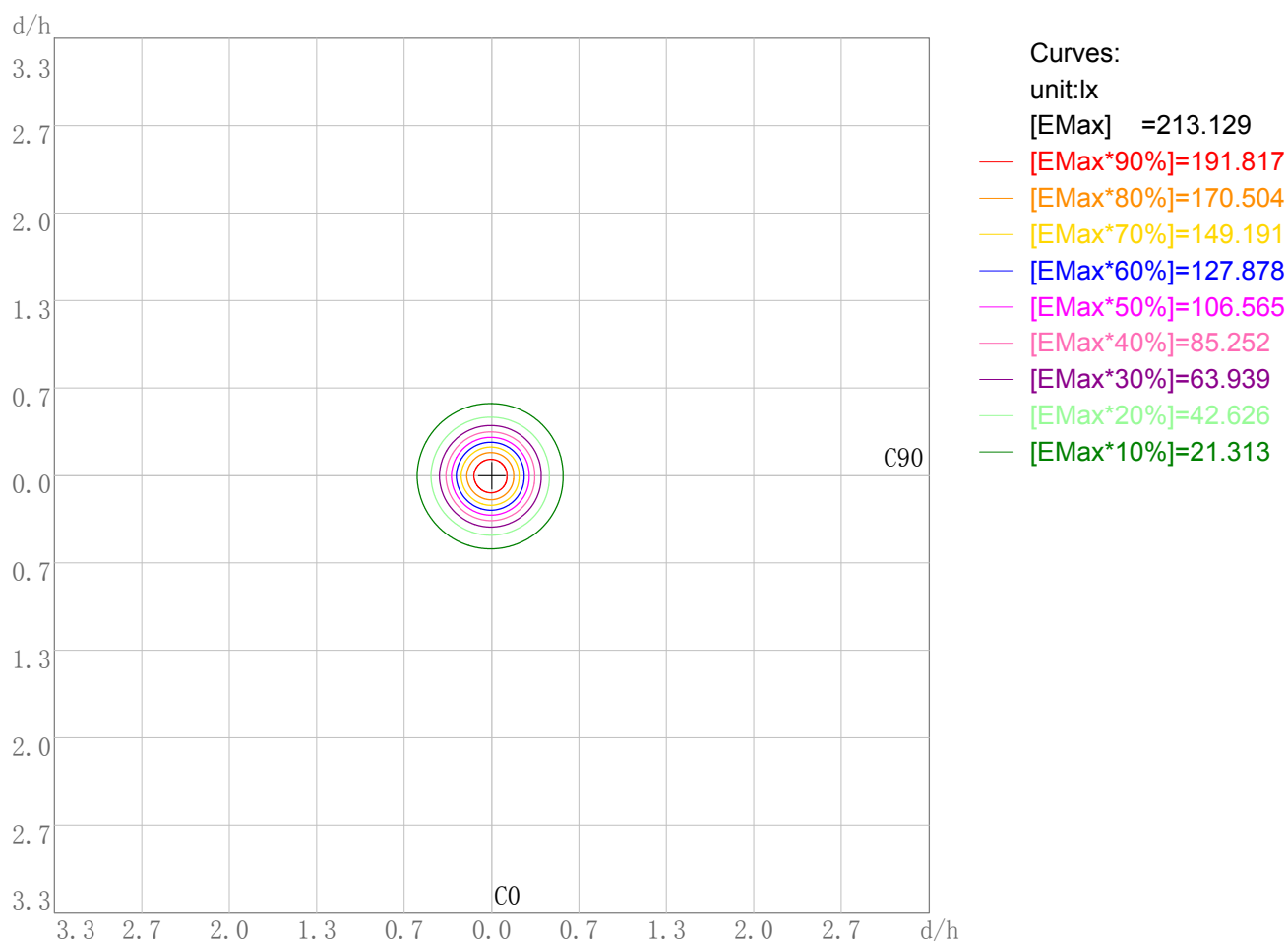
Lum. Name:MD10-09-XX-01 4000K RA90 36D	Lum. Catalog:	Test ID:01
Lamp Name:	Lamp Catalog: LED	Test Lab: Quality peatment
Manufacture: Shenzhen Norming Lighting Co., Ltd	Test Machine:GON-2000	Test Date: 2019/12/03



Plane ISO-Illuminance Diagram

Lum. Name: MD10-09-XX-01 4000K RA90 36D	Lum. Catalog:	Test ID: 01
Lamp Name:	Lamp Catalog: LED	Test Lab: Quality peatment
Manufacture: Shenzhen Norming Lighting Co., Ltd	Test Machine:GON-2000	Test Date: 2019/12/03

Plane ISO-Illuminance Curve



Working Plane Luminaire Mounting Height(m): 3.00

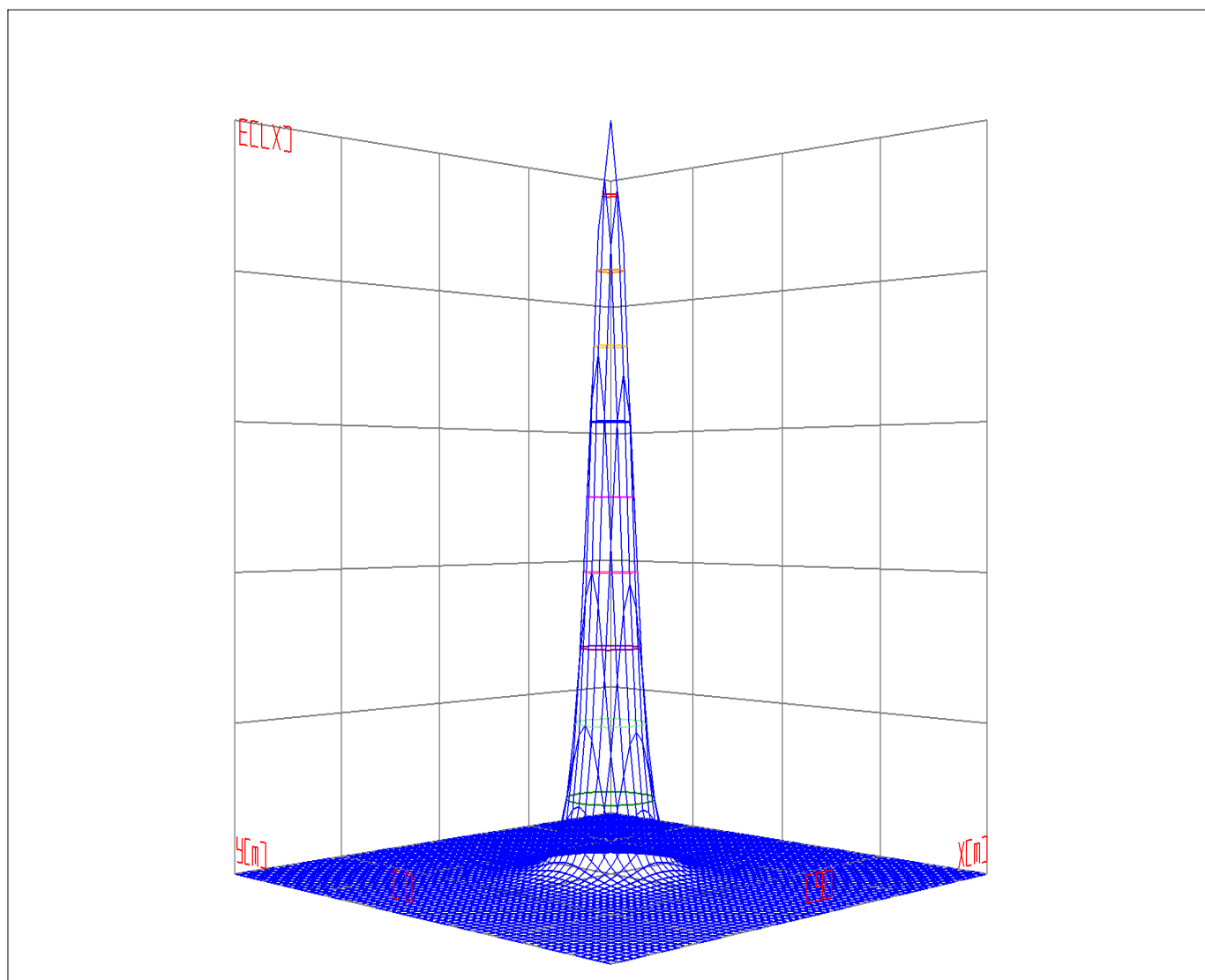
Working Plane Maximum Illuminance(lx): 213.13

Working Plane Maximum Illuminance Position(d/h):H0.0 V0.0

3D Plane ISO Illuminance Diagram

Lum. Name: MD10-09-XX-01 4000K RA90 36D	Lum. Catalog:	Test ID: 01
Lamp Name:	Lamp Catalog: LED	Test Lab: Quality peatment
Manufacture: Shenzhen Norming Lighting Co., Ltd	Test Machine:GON-2000	Test Date: 2019/12/03

3D Plane Illuminance Modal



Curves: 3D Model — 90% — 80% — 70% — 60% — 50% — 40% — 30% — 20% — 10% —
 View Angles(deg): 0 Height(m): 3.0 Distance(m): 10.0

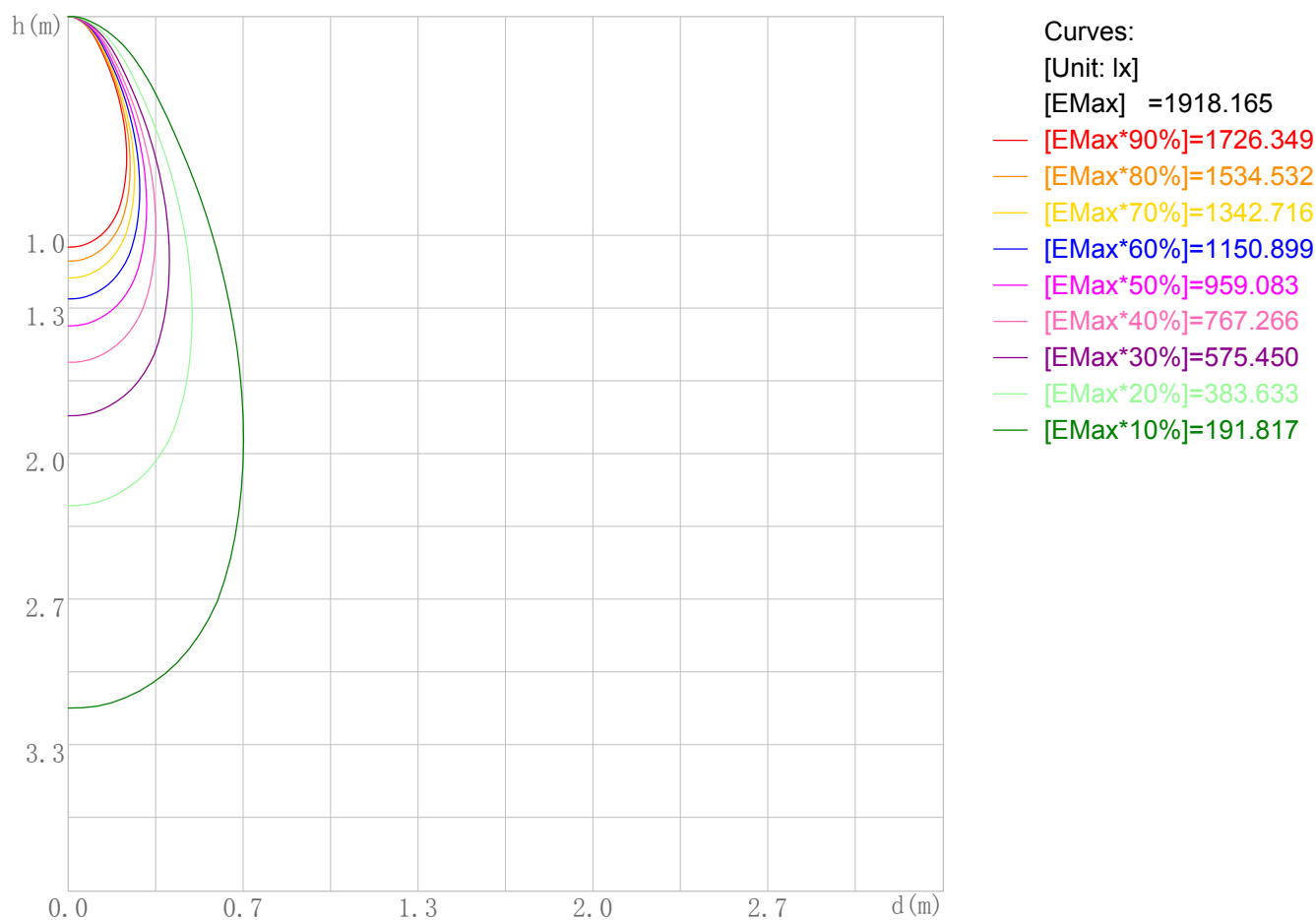
IES Indoor Report

Photometric Filename:MD10-09-XX-01 4000K RA90 36D.IES

Space ISO Illuminance Diagram

Lum. Name: MD10-09-XX-01 4000K RA90 36D	Lum. Catalog:	Test ID: 01
Lamp Name:	Lamp Catalog: LED	Test Lab: Quality peatment
Manufacture: Shenzhen Norming Lighting Co., Ltd	Test Machine:GON-2000	Test Date: 2019/12/03

Space ISO Illuminance Curve



Space Plane Maximum Illuminance and @Angle:1918.17lx,0.0deg
Plane Maximum Lighting Intensity and @Angle:1918.165cd,0deg

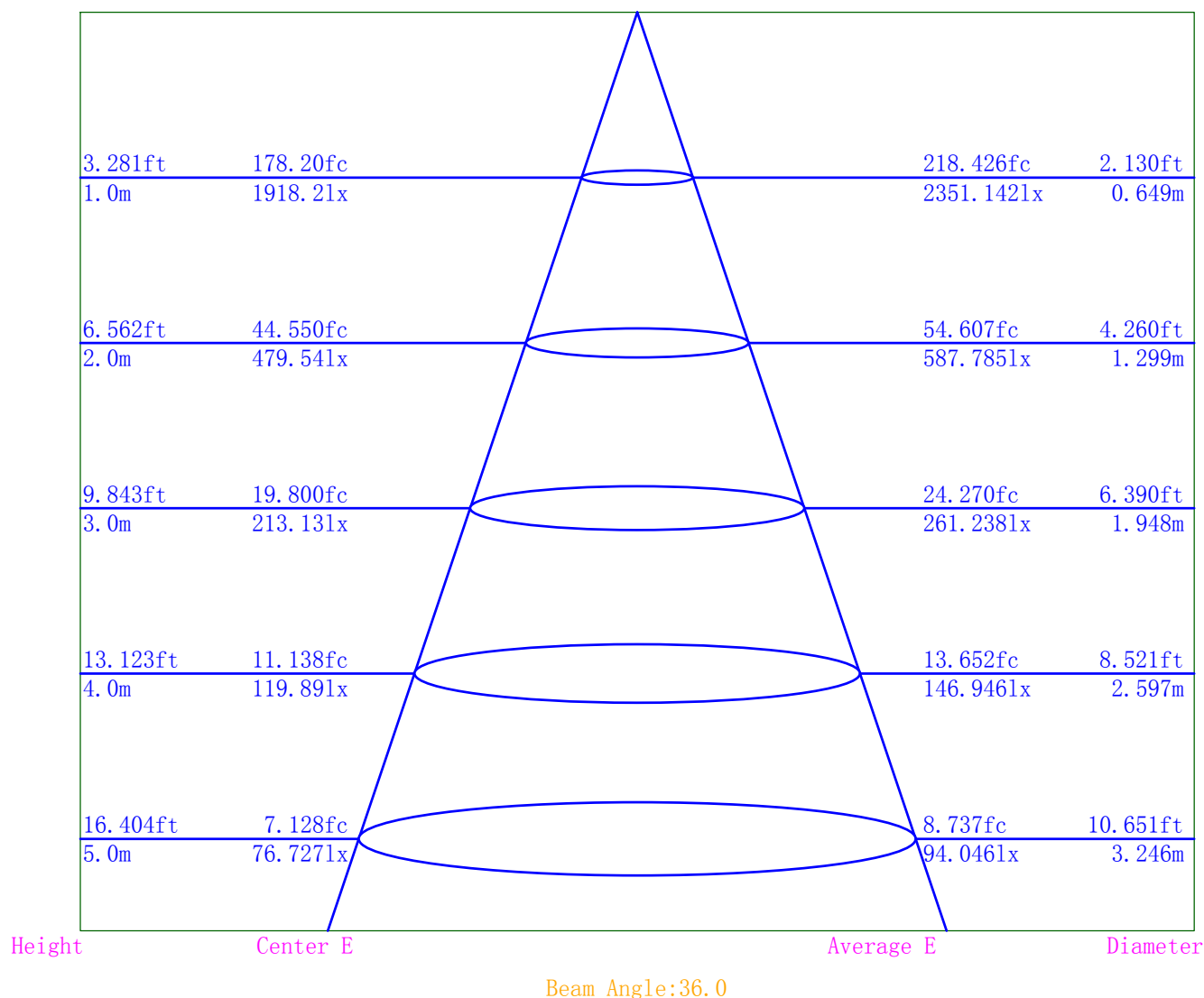
IES Indoor Report

Photometric Filename:MD10-09-XX-01 4000K RA90 36D.IES

Illuminance-Distance Diagram

Lum. Name: MD10-09-XX-01 4000K RA90 36D	Lum. Catalog:	Test ID: 01
Lamp Name:	Lamp Catalog: LED	Test Lab: Quality peatment
Manufacture: Shenzhen Norming Lighting Co., Ltd	Test Machine:GON-2000	Test Date: 2019/12/03

Illuminance-Distance Curve



Indoor Luminance Limiting Curves

Lum. Name: MD10-09-XX-01 4000K RA90 36D	Lum. Catelog:	Test ID: 01
Lamp Name:	Lamp Catelog: LED	Test Lab: QQualty peatment
Manufacture: Shenzhen Norming Lighting Co., Ltd	Test Machine:GON-2000	Test Date: 2019/12/03

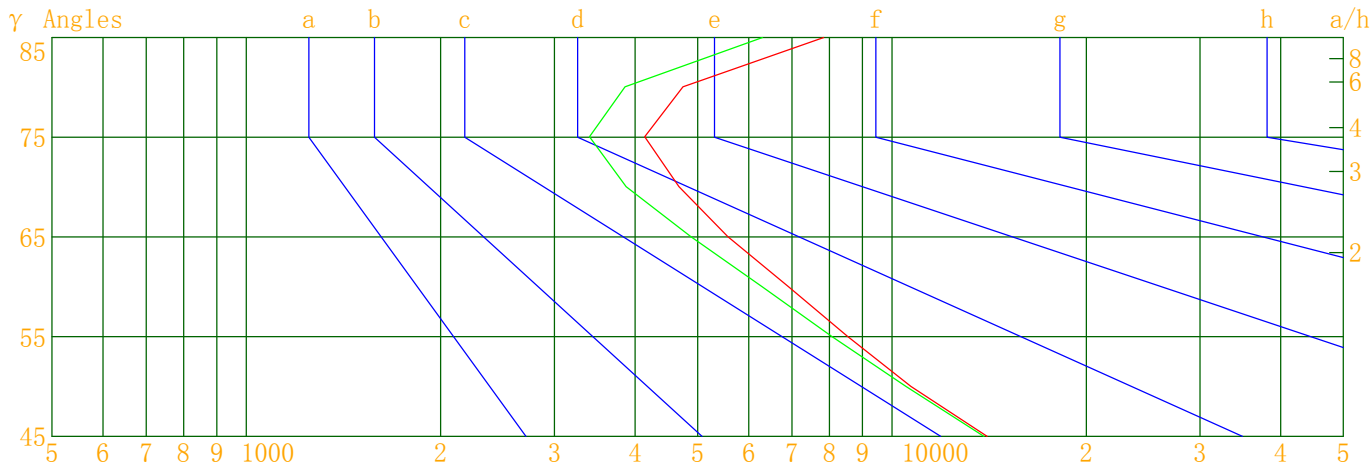
Glare Grade Table

GI	Quality	Using Illuminance							
1. 15	A	2000	1000	500	<=300				
1. 5	B		2000	1000	500	<=300			
1. 85	C			2000	1000	500	<=300		
2. 2	D				2000	1000	500	<=300	
2. 55	E	a				2000	1000	500	<=300
			b	c	d	e	f	g	h

Luminance Table

Gama(deg)	45	50	55	60	65	70	75	80	85
C0	14037	10699	8538	6911	5570	4678	4140	4745	7840
C90	13878	10510	8071	6289	4880	3874	3399	3860	6302

Luminance Limiting Curve



Luminous Size: Length(m)=0.050 Width(m)=0.050 Height(m)=0.060 Area(m^2)=0.005500

Luminous Type: Without Luminous Side

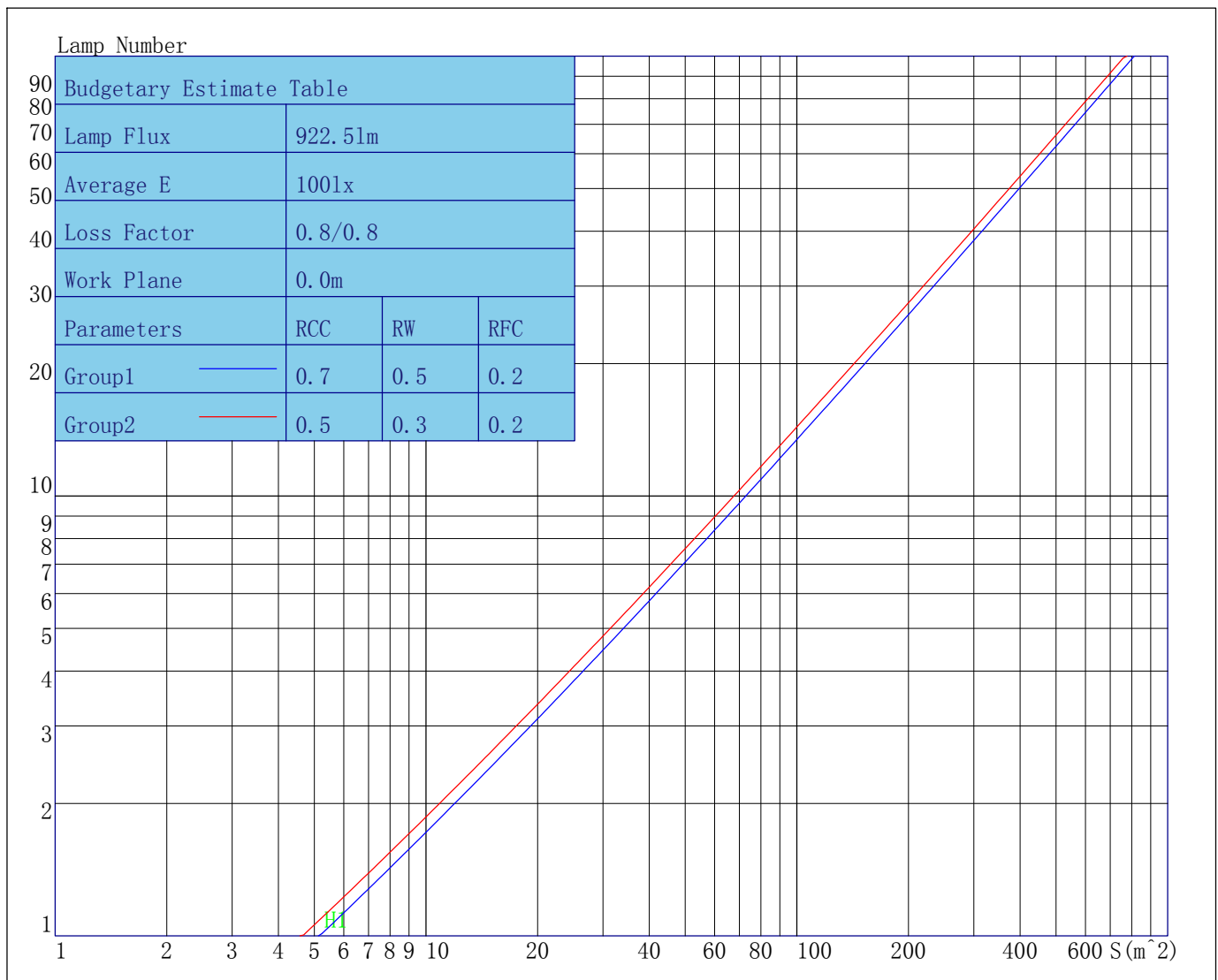
Luminous Curves: C0-C180 Color: C90-C270 Color:

IES Indoor Report

Photometric Filename:MD10-09-XX-01 4000K RA90 36D.IES

Indoor Budgetary Estimate Table

Lum. Name: MD10-09-XX-01 4000K RA90 36D	Lum. Catalog:	Test ID: 01
Lamp Name:	Lamp Catalog: LED	Test Lab: Quality peatment
Manufacture: Shenzhen Norming Lighting Co., Ltd	Test Machine:GON-2000	Test Date: 2019/12/03



Parameters1: Rhocc = 0.7 Rhow = 0.5 Rhofc = 0.2 LLF = 0.8
Parameters2: Rhocc = 0.5 Rhow = 0.3 Rhofc = 0.2 LLF = 0.8
Average Illuminance(lx): 100 Cavity Height: H1(m) = 2

Indoor Coefficient of Utilization Table

Table with 3 columns: Lum. Name, Lum. Catalog, Test ID; Lamp Name, Lamp Catalog, Test Lab; Manufacture, Test Machine, Test Date.

Table with 7 columns: Coef., Effective Floor Cavity Reflectance RFC=0.20, RhoCC (%), RhoW (%), RCR, Coefficient of Utilization(%), and numerical data values.

Unified Glare Rating Table

Lum. Name: MD10-09-XX-01 4000K RA90 36D	Lum. Catalog:	Test ID: 01
Lamp Name:	Lamp Catalog: LED	Test Lab: Quality peatment
Manufacture: Shenzhen Norming Lighting Co., Ltd	Test Machine:GON-2000	Test Date: 2019/12/03

Unified Glare Rating Table

Ceiling RCC	0.70	0.70	0.50	0.50	0.30	0.70	0.70	0.50	0.50	0.30
Wall RW	0.50	0.30	0.50	0.30	0.30	0.50	0.30	0.50	0.30	0.30
Floor RFC	0.20	0.20	0.20	0.20	0.20	0.20	0.20	0.20	0.20	0.20
Room Size	Vewed crosswise					Vewed endwise				
X=2H Y=2H	16.0	17.0	16.4	17.4	17.7	15.7	16.7	16.1	17.1	17.5
	16.3	17.2	16.7	17.6	18.0	16.0	16.8	16.4	17.2	17.7
	16.4	17.3	16.9	17.7	18.1	16.0	16.9	16.5	17.3	17.7
	16.6	17.3	17.0	17.8	18.2	16.1	16.9	16.6	17.3	17.7
	16.7	17.4	17.2	17.8	18.3	16.2	16.9	16.7	17.3	17.8
	16.8	17.5	17.3	18.0	18.4	16.3	17.0	16.8	17.4	17.9
X=4H Y=2H	16.1	16.9	16.5	17.3	17.7	15.8	16.6	16.2	17.0	17.4
	16.5	17.2	17.0	17.6	18.1	16.1	16.8	16.6	17.2	17.7
	16.7	17.3	17.2	17.8	18.3	16.2	16.9	16.7	17.3	17.8
	17.0	17.5	17.5	18.0	18.5	16.4	17.0	16.9	17.5	18.0
	17.1	17.6	17.7	18.1	18.6	16.6	17.1	17.1	17.5	18.1
	17.4	17.8	17.9	18.4	18.9	16.8	17.2	17.3	17.7	18.2
X=8H Y=4H	16.7	17.2	17.2	17.7	18.2	16.2	16.7	16.8	17.2	17.7
	17.1	17.5	17.6	18.0	18.6	16.5	16.9	17.1	17.5	18.0
	17.4	17.7	18.0	18.3	18.8	16.8	17.1	17.3	17.7	18.2
	17.8	18.1	18.4	18.7	19.3	17.1	17.4	17.7	18.0	18.6
X=12H Y=4H	16.7	17.1	17.2	17.6	18.2	16.2	16.6	16.7	17.2	17.7
	17.1	17.5	17.7	18.0	18.6	16.6	16.9	17.1	17.4	18.0
	17.5	17.8	18.0	18.3	18.9	16.9	17.2	17.4	17.7	18.3
Variations with the objerver position at spacings										
S=1.0H	0.1/-0.1					0.2/-0.2				
S=1.5H	0.4/-0.4					0.4/-0.4				
S=2.0H	0.8/-0.7					0.9/-0.8				
Reduced UGR Table:										
Nordic Standard Table:	BK0					BK0				
Correction Value	1.6					1.3				

o the CIE Pub.117, data has been corrected, refers to the lamp's lumens 8.2flm.

Candela Tabulation

V/H	C0.0	C90.0	C180.0	C270.0
γ 0.0	1918.17	1918.17	1918.17	1918.17
γ 1.0	1917.62	1905.67	1917.26	1917.36
γ 2.0	1911.32	1894.48	1907.36	1915.89
γ 3.0	1897.56	1878.50	1894.43	1909.75
γ 4.0	1875.17	1855.64	1877.47	1898.17
γ 5.0	1847.11	1825.50	1856.55	1875.49
γ 6.0	1811.53	1787.24	1826.09	1845.75
γ 7.0	1771.71	1742.36	1788.58	1809.05
γ 8.0	1724.28	1688.88	1745.29	1768.04
γ 9.0	1668.85	1627.52	1694.82	1720.44
γ 10.0	1606.64	1562.02	1636.96	1669.40
γ 11.0	1538.96	1490.09	1568.05	1610.89
γ 12.0	1464.78	1409.25	1499.00	1544.59
γ 13.0	1378.22	1327.12	1421.86	1470.23
γ 14.0	1289.83	1239.51	1337.03	1386.12
γ 15.0	1199.31	1151.67	1247.59	1293.98
γ 16.0	1109.02	1066.84	1155.33	1199.18
γ 17.0	1021.56	982.46	1066.19	1107.43
γ 18.0	935.49	900.80	979.53	1019.04
γ 19.0	853.65	820.42	895.96	935.43
γ 20.0	774.48	744.48	815.96	853.28
γ 21.0	698.42	672.05	738.77	775.36
γ 22.0	628.76	603.19	665.64	700.70
γ 23.0	564.43	538.35	595.65	630.19
γ 24.0	503.52	480.55	530.92	565.85
γ 25.0	447.92	427.54	472.44	506.30
γ 26.0	397.59	378.92	419.56	452.05
γ 27.0	352.54	336.64	372.00	401.45
γ 28.0	312.92	298.62	329.93	355.41
γ 29.0	276.93	265.48	291.77	315.03
γ 30.0	245.86	235.77	258.28	280.19
γ 31.0	218.07	209.94	229.13	249.51
γ 32.0	192.97	187.21	203.41	221.37
γ 33.0	171.23	167.13	180.78	196.32
γ 34.0	152.41	149.49	161.55	174.37
γ 35.0	136.04	133.80	144.51	155.12
γ 36.0	121.56	120.38	129.06	138.35
γ 37.0	109.51	108.89	115.58	123.91
γ 38.0	99.21	98.95	103.56	111.21
γ 39.0	90.16	90.06	92.80	100.29
γ 40.0	82.16	82.25	83.46	90.76
γ 41.0	75.03	75.22	75.58	82.64
γ 42.0	68.99	68.97	68.90	75.57
γ 43.0	63.59	63.39	63.25	69.43
γ 44.0	58.88	58.39	58.22	64.12
γ 45.0	54.59	53.97	53.70	59.29
γ 46.0	50.67	50.03	49.65	54.85

Candela Tabulation - (Cont.)

V/H	C0.0	C90.0	C180.0	C270.0
γ 47.0	47.01	46.43	46.00	50.90
γ 48.0	43.71	43.13	42.56	47.36
γ 49.0	40.62	40.02	39.43	44.10
γ 50.0	37.83	37.15	36.53	41.18
γ 51.0	35.24	34.42	33.97	38.38
γ 52.0	32.94	31.93	31.69	35.88
γ 53.0	30.79	29.59	29.57	33.56
γ 54.0	28.80	27.46	27.60	31.42
γ 55.0	26.93	25.46	25.77	29.41
γ 56.0	25.15	23.61	24.00	27.54
γ 57.0	23.50	21.83	22.34	25.77
γ 58.0	21.92	20.24	20.77	24.15
γ 59.0	20.42	18.71	19.33	22.54
γ 60.0	19.00	17.30	17.97	21.05
γ 61.0	17.70	15.98	16.70	19.64
γ 62.0	16.39	14.70	15.50	18.30
γ 63.0	15.16	13.51	14.35	16.97
γ 64.0	14.06	12.33	13.30	15.79
γ 65.0	12.95	11.34	12.30	14.62
γ 66.0	12.03	10.35	11.34	13.51
γ 67.0	10.98	9.47	10.43	12.55
γ 68.0	10.23	8.51	9.59	11.53
γ 69.0	9.51	7.90	8.76	10.36
γ 70.0	8.80	7.29	7.98	9.65
γ 71.0	8.12	6.70	7.41	8.98
γ 72.0	7.50	6.18	6.86	8.33
γ 73.0	6.93	5.70	6.34	7.74
γ 74.0	6.39	5.24	5.89	7.17
γ 75.0	5.89	4.84	5.46	6.67
γ 76.0	5.43	4.47	5.09	6.21
γ 77.0	5.11	4.19	4.72	5.78
γ 78.0	4.90	3.99	4.43	5.39
γ 79.0	4.71	3.82	4.18	5.10
γ 80.0	4.53	3.69	4.01	4.89
γ 81.0	4.36	3.53	3.84	4.71
γ 82.0	4.20	3.40	3.69	4.52
γ 83.0	4.05	3.26	3.54	4.35
γ 84.0	3.90	3.14	3.40	4.18
γ 85.0	3.76	3.02	3.27	4.02
γ 86.0	3.61	2.87	3.14	3.88
γ 87.0	3.45	2.75	3.02	3.73
γ 88.0	3.33	2.64	2.88	3.56
γ 89.0	3.23	2.56	2.75	3.41
γ 90.0	3.13	2.48	2.64	3.28
γ 91.0	3.05	2.42	2.56	3.19
γ 92.0	2.97	2.36	2.49	3.09
γ 93.0	2.89	2.30	2.42	3.01

Candela Tabulation - (Cont.)

V/H	C0.0	C90.0	C180.0	C270.0
γ 94.0	2.81	2.24	2.36	2.93
γ 95.0	2.75	2.18	2.29	2.86
γ 96.0	2.69	2.13	2.24	2.78
γ 97.0	2.62	2.09	2.19	2.71
γ 98.0	2.56	2.04	2.14	2.64
γ 99.0	2.51	2.00	2.10	2.59
γ 100.0	2.45	1.96	2.06	2.53
γ 101.0	2.40	1.92	2.01	2.47
γ 102.0	2.35	1.89	1.98	2.42
γ 103.0	2.31	1.85	1.94	2.39
γ 104.0	2.27	1.82	1.92	2.34
γ 105.0	2.22	1.80	1.90	2.30
γ 106.0	2.18	1.78	1.87	2.26
γ 107.0	2.14	1.75	1.85	2.23
γ 108.0	2.12	1.74	1.84	2.20
γ 109.0	2.10	1.72	1.82	2.18
γ 110.0	2.07	1.70	1.80	2.16
γ 111.0	2.04	1.68	1.80	2.14
γ 112.0	2.03	1.67	1.81	2.12
γ 113.0	2.01	1.67	1.81	2.12
γ 114.0	1.99	1.67	1.81	2.11
γ 115.0	1.99	1.68	1.82	2.12
γ 116.0	1.99	1.68	1.83	2.12
γ 117.0	1.98	1.69	1.85	2.12
γ 118.0	2.00	1.72	1.87	2.14
γ 119.0	2.01	1.73	1.91	2.15
γ 120.0	2.03	1.77	1.94	2.18
γ 121.0	2.06	1.79	1.98	2.20
γ 122.0	2.08	1.83	2.02	2.23
γ 123.0	2.11	1.88	2.08	2.28
γ 124.0	2.16	1.94	2.14	2.33
γ 125.0	2.20	2.00	2.21	2.38
γ 126.0	2.26	2.07	2.28	2.44
γ 127.0	2.33	2.14	2.36	2.51
γ 128.0	2.41	2.23	2.44	2.59
γ 129.0	2.49	2.32	2.54	2.67
γ 130.0	2.57	2.42	2.65	2.76
γ 131.0	2.67	2.53	2.76	2.86
γ 132.0	2.78	2.64	2.87	2.97
γ 133.0	2.89	2.76	2.99	3.08
γ 134.0	3.02	2.89	3.11	3.19
γ 135.0	3.13	3.03	3.24	3.31
γ 136.0	3.27	3.16	3.38	3.45
γ 137.0	3.41	3.30	3.53	3.58
γ 138.0	3.56	3.44	3.67	3.72
γ 139.0	3.69	3.59	3.82	3.85
γ 140.0	3.84	3.74	3.98	4.00

IES Indoor Report

Photometric Filename:MD10-09-XX-01 4000K RA90 36D.IES

Candela Tabulation - (Cont.)

V/H	C0.0	C90.0	C180.0	C270.0
γ 141.0	3.98	3.89	4.12	4.14
γ 142.0	4.14	4.03	4.27	4.29
γ 143.0	4.30	4.20	4.43	4.43
γ 144.0	4.44	4.34	4.58	4.57
γ 145.0	4.59	4.50	4.74	4.72
γ 146.0	4.75	4.65	4.89	4.87
γ 147.0	4.89	4.79	5.03	5.01
γ 148.0	5.04	4.93	5.19	5.15
γ 149.0	5.18	5.07	5.33	5.28
γ 150.0	5.31	5.21	5.47	5.42
γ 151.0	5.45	5.34	5.61	5.56
γ 152.0	5.59	5.47	5.74	5.68
γ 153.0	5.71	5.58	5.86	5.80
γ 154.0	5.84	5.69	5.97	5.90
γ 155.0	5.94	5.80	6.08	6.00
γ 156.0	6.03	5.90	6.18	6.11
γ 157.0	6.14	5.99	6.27	6.19
γ 158.0	6.22	6.08	6.35	6.26
γ 159.0	6.30	6.14	6.42	6.33
γ 160.0	6.36	6.21	6.48	6.39
γ 161.0	6.43	6.28	6.54	6.44
γ 162.0	6.48	6.33	6.59	6.50
γ 163.0	6.52	6.38	6.64	6.53
γ 164.0	6.57	6.41	6.66	6.56
γ 165.0	6.62	6.45	6.71	6.58
γ 166.0	6.63	6.48	6.73	6.61
γ 167.0	6.67	6.50	6.73	6.62
γ 168.0	6.70	6.52	6.75	6.64
γ 169.0	6.72	6.54	6.77	6.66
γ 170.0	6.73	6.57	6.79	6.66
γ 171.0	6.76	6.59	6.79	6.67
γ 172.0	6.79	6.63	6.79	6.67
γ 173.0	6.83	6.64	6.81	6.70
γ 174.0	6.85	6.68	6.83	6.71
γ 175.0	6.87	6.69	6.84	6.72
γ 176.0	6.90	6.71	6.86	6.75
γ 177.0	6.93	6.74	6.87	6.77
γ 178.0	6.95	6.75	6.89	6.79
γ 179.0	6.93	6.76	6.90	6.82
γ 180.0	6.88	6.88	6.88	6.88